



Emergency Medical Services Committee
Tuesday, October 14, 2025
Agenda

Call to Order

Check for Quorum

Welcome Mayor's Emerging Leaders

Public Comments – Limited to Agenda Items

Approval of Minutes: September 9, 2025

Agenda:

- Maintenance Report
- Response Report
- Financial Report

Other Business:

Next Meeting: November 12, 2025

Adjourn:

EMS Maintenance Report For the Month September 2025

(5658GG) 2020 F-450 #95 VIN# 1FDUF4GN9LDA05876					
Date	August Mileage	Sept. Mileage	Description of Work Performed	Total Cost	Total this FY
	87,629	87,874			
			Total Monthly Cost:	\$0.00	\$0.00
(5674GG) 2020 F-450 #96 VIN# 1FDUF4GN3LDA07073					
Date	August Mileage	Sept. Mileage	Description of Work Performed	Total Cost	Total this FY
9/17/2025	99,610	100,046	Electrical issues diagnosis & repair	\$744.50	
			Total Monthly Cost:	\$744.50	\$744.50
(5673GG) 2020 F-450 #98 VIN# 1FDUF4GN1LDA07072					
Date	August Mileage	Sept. Mileage	Description of Work Performed	Total Cost	Total this FY
	148,114	148,547			
			Total Monthly Cost:	\$0.00	\$0.00
(7235GG) 2020 F-450 #99 VIN# 1FDUF4GNXLDA11668					
Date	August Mileage	Sept. Mileage	Description of Work Performed	Total Cost	Total this FY
9/5/2025	132,059	132,192	Alignment	\$143.95	
			Total Monthly Cost:	\$143.95	\$143.95
(7236GG) 2020 F-450 #01 VIN# 1FDUF4GN1LDA11669					
Date	August Mileage	Sept. Mileage	Description of Work Performed	Total Cost	Total this FY
	97,288	98,517			
			Total Monthly Cost:	\$0.00	\$0.00
(3681GH) 2022 F-450 #02 VIN# 1FDUF4GN7NDA01540					
Date	August Mileage	Sept. Mileage	Description of Work Performed	Total Cost	Total this FY
9/24/2025	77,571	78,882	Dismount/Mount/Balance tires x 2	\$60.00	
			Total Monthly Cost:	\$60.00	\$60.00
(3693GH) 2022 F-450 #03 VIN# 1FDUF4GN9NDA01541					
Date	August Mileage	Sept. Mileage	Description of Work Performed	Total Cost	Total this FY
	90,507	91,488			
			Total Monthly Cost:	\$0.00	\$60.00

EMS Maintenance Report For the Month September 2025

(7783GH) 2022 F-450 #04 VIN# 1FDUF4GN8NDA16502					
Date	August Mileage	Sept. Mileage	Description of Work Performed	Total Cost	Total this FY
	72,732	75,159			
			Total Monthly Cost:	\$0.00	\$0.00
(9360GH) 2022 F-450 #05 VIN# 1FDUF4GNXNDA16503					
Date	August Mileage	Sept. Mileage	Description of Work Performed	Total Cost	Total this FY
	98,336	98,841			
			Total Monthly Cost:	\$0.00	\$0.00
(9398GH) 2022 F-450 #06 VIN# 1FDUF4GN1NDA16504					
Date	August Mileage	Sept. Mileage	Description of Work Performed	Total Cost	Total this FY
	70,440	72,970			
			Total Monthly Cost:	\$0.00	\$0.00
(9409GH) 2022 F-450 #07 VIN# 1FDUF4GN3NDA16505					
Date	August Mileage	Sept. Mileage	Description of Work Performed	Total Cost	Total this FY
10/2/2025	44,086	45,469	Dismount/Mount and balance tires x 2	\$60.00	
			Total Monthly Cost:	\$60.00	\$193.30
(7694-GE) 2023 F-450 #08 VIN# 1FDUF4GNXPED04633					
Date	August Mileage	Sept. Mileage	Description of Work Performed	Total Cost	Total this FY
9/26/2025	16,993	17,660	Dismount/Mount/Balance tires x 4	\$120.00	
			Total Monthly Cost:	\$120.00	\$120.00
(7691-GE) 2023 F-450 #09 VIN# 1FDUF4GN1PED04634					
Date	August Mileage	Sept. Mileage	Description of Work Performed	Total Cost	Total this FY
	27,774	29,082			
			Total Monthly Cost:	\$0.00	\$0.00
(0343-GE) 2023 F-450 #10 VIN# 1FDUF4GN3PED04635					
Date	August Mileage	Sept. Mileage	Description of Work Performed	Total Cost	Total this FY
	23,867	25,620			
			Total Monthly Cost:	\$0.00	\$0.00
(0342-GE) 2023 F-450 #11 VIN# 1FDUF4GN5PED04636					
Date	August Mileage	Sept. Mileage	Description of Work Performed	Total Cost	Total this FY
	27,749	30,090			
			Total Montly Cost:	\$0.00	\$160.00

EMS Maintenance Report For the Month September 2025

(5798-GC) 2023 F-450 #12 VIN# 1FDUF4GN7PED04637					
Date	August Mileage	Sept. Mileage	Description of Work Performed	Total Cost	Total this FY
9/23/2025	29,820	33,116	Dismount/mount/balance tire x 1	\$30.00	
9/25/2025			Dismount/Mount/Balance tires x 5	\$150.00	
			Total Monthly Cost:	\$180.00	\$240.00
(0388GE) 2023 F-450 #13 VIN# 1FDUF4GN9PDA18004					
Date	August Mileage	Sept. Mileage	Description of Work Performed	Total Cost	Total this FY
	23,973	26,249			
			Total Monthly Cost:	\$0.00	\$0.00
(5797GC) 2023 F-450 #14 VIN# 1FDUF4GN7PDA18244					
Date	August Mileage	Sept. Mileage	Description of Work Performed	Total Cost	Total this FY
	20,976	24,373			
			Total Monthly Cost:	\$0.00	\$0.00
(7693GE) 2023 F-450 #15 VIN# 1FDUF4GN7PDA18261					
Date	August Mileage	Sept. Mileage	Description of Work Performed	Total Cost	Total this FY
10/3/2025	11,109	13,202	Dismount/Mount and balance tires x 6	\$180.00	
			Total Monthly Cost:	\$180.00	\$180.00
(7692GE) 2023 F-450 #16 VIN# 1FDUF4GN4PDA18184					
Date	August Mileage	Sept. Mileage	Description of Work Performed	Total Cost	Total this FY
	9,191	11,340			
			Total Monthly Cost:	\$0.00	\$0.00
(2704GF) 2023 F-450 #17 VIN# 1FDUF4GN1PDA18028					
Date	August Mileage	Sept. Mileage	Description of Work Performed	Total Cost	Total this FY
	7,259	9,531			
			Total Monthly Cost:	\$0.00	\$0.00
(2706GF) 2023 F-450 #18 VIN# 1FDUF4GN4PDA18007					
Date	August Mileage	Sept. Mileage	Description of Work Performed	Total Cost	Total this FY
	5,432		OOS @ Select Tech		
			Total Monthly Cost:	\$0.00	\$0.00

EMS Maintenance Report For the Month September 2025

<i>(2705GF) 2023 F-450 #19 VIN# 1FDUF4GN9RDA04347</i>					
Date	August Mileage	Sept. Mileage	Description of Work Performed	Total Cost	Total this FY
	300	3,191			
			Total Monthly Cost:	\$0.00	\$0.00
<i>(2707GF) 2023 F-450 #20 VIN# 1FDUF4GNXRDA04387</i>					
Date	August Mileage	Sept. Mileage	Description of Work Performed	Total Cost	Total this FY
		175			
			Total Monthly Cost:	\$0.00	\$0.00
<i>SORT 2 UNIT (GX1067) 2006 F-650 VIN# 3FRNF66F26V317882</i>					
Date	August Mileage	Sept. Mileage	Description of Work Performed	Total Cost	Total this FY
	168,065	168,147			
			Total Monthly Cost:	\$0.00	\$0.00
<i>SORT UNIT (6310-GB) 2012 F-450 VIN# 1FDUF4GT8CEB55275</i>					
Date	August Mileage	Sept. Mileage	Description of Work Performed	Total Cost	Total this FY
	218,615	218,615			
			Total Monthly Cost:	\$0.00	\$0.00
<i>EMS Logistics (GX1093) 2006 F-150 VIN# 1FTRX14W36NB06008</i>					
Date	August Mileage	Sept. Mileage	Description of Work Performed	Total Cost	Total this FY
	203,976	204,001			
			Total Monthly Cost:	\$0.00	\$0.00
<i>SORT Command (2826GC) 2015 Chevy 2500HD VIN# 1GC1KUEG3FF552139</i>					
Date	August Mileage	Sept. Mileage	Description of Work Performed	Total Cost	Total this FY
	151,464	151,925			
			Total Monthly Cost:	\$0.00	\$0.00
<i>EMS Training 2017 Tahoe (5098GE) VIN# 1GNSKFEC8HR326054</i>					
Date	August Mileage	Sept. Mileage	Description of Work Performed	Total Cost	Total this FY
	79,920	80,605			
			Total Monthly Cost:	\$0.00	\$0.00

EMS Maintenance Report For the Month September 2025

<i>District Reserve Support 1 2019 Tahoe (8531GF) VIN# 1GNSKFEC9KR369762</i>					
Date	August Mileage	Sept. Mileage	Description of Work Performed	Total Cost	Total this FY
	103,408	103,441			
			Total Monthly Cost:	\$0.00	\$0.00
<i>District Reserve Support 2 2020 Tahoe (1106GG) VIN# 1GNSKFEC5LR305168</i>					
Date	August Mileage	Sept. Mileage	Description of Work Performed	Total Cost	Total this FY
	111,934	112,235			
			Total Monthly Cost:	\$0.00	\$0.00
<i>EMS Command 2024 F250 (7166GI) VIN# 1FT7W2BN9REC64013</i>					
Date	August Mileage	Sept. Mileage	Description of Work Performed	Total Cost	Total this FY
	20,919	21,852			
			Total Monthly Cost:	\$0.00	\$0.00
<i>EMS District 1 2024 F250 (1000GJ) VIN# 1FT7W2BNXREF19252</i>					
Date	August Mileage	Sept. Mileage	Description of Work Performed	Total Cost	Total this FY
	6,662	8,580			
			Total Monthly Cost:	\$0.00	\$0.00
<i>EMS District 2 2024 F250 (1001GJ) VIN# 1FT7W2BN8REF17631</i>					
Date	August Mileage	Sept. Mileage	Description of Work Performed	Total Cost	Total this FY
	8,215	9,996			
			Total Monthly Cost:	\$0.00	\$0.00
<i>EMS District 3 2024 F250 (2252GJ) VIN# 1FT7W2BNXREF18053</i>					
Date	August Mileage	Sept. Mileage	Description of Work Performed	Total Cost	Total this FY
	9,046	11,148			
			Total Monthly Cost:	\$0.00	\$0.00
<i>EMS Communications 2014 F-150 (2830-GC) VIN# 1FTFX1EFXKGG51608</i>					
Date	August Mileage	Sept. Mileage	Description of Work Performed	Total Cost	Total this FY
	76,134	76,606			
			Total Monthly Cost:	\$0.00	\$0.00

EMS Maintenance Report For the Month September 2025

EMS Chief 2022 Ford F-350 (7304GH) VIN# 1FT8W3BT6NEE22035					
Date	August Mileage	Sept. Mileage	Description of Work Performed	Total Cost	Total this FY
	28,632	29,267			
			Total Monthly Cost:	\$0.00	\$0.00
Operations Asst. Chief 2024 F250 (7167GI) VIN# 1FT7W2BN4REC62461					
Date	August Mileage	Sept. Mileage	Description of Work Performed	Total Cost	Total this FY
	19,398	20,828			
			Total Monthly Cost:	\$0.00	\$243.95
Administration Asst. Chief 2021 Expedition (1934GH) VIN# 1FMJU1JT1MEA59232					
Date	August Mileage	Sept. Mileage	Description of Work Performed	Total Cost	Total this FY
	28,300	29,400			
			Total Monthly Cost:	\$0.00	\$0.00
Fleet/Facilities Manager (9423-GH) 2023 International CV515 VIN# 1HTKTSWK9PH149753					
Date	August Mileage	Sept. Mileage	Description of Work Performed	Total Cost	Total this FY
	39,306	40,991			
			Total Monthly Cost:	\$0.00	\$134.00
Facilities (7154-GI) 2023 Chevy Express 2500 Van VIN# 1GCWGAFP7P1234883					
Date	August Mileage	Sept. Mileage	Description of Work Performed	Total Cost	Total this FY
	25,983	27,426			
			Total Monthly Cost:	\$0.00	\$0.00
EMS Utility (5170-GA) 2012 F-450 FLEET/FACILITIES VIN# 1FDUF4GT4CEA71907					
Date	August Mileage	Sept. Mileage	Description of Work Performed	Total Cost	Total this FY
	261,788	261,788			
			Total Monthly Cost:	\$0.00	\$0.00
2004 John Deere 6X4 UTV					
Date	August Mileage	Sept. Mileage	Description of Work Performed	Total Cost	Total this FY
			Total Monthly Cost:	\$0.00	\$0.00

EMS Maintenance Report For the Month September 2025

2016 Polaris 800 6X6 UTV VIN# 4XARAA761GT734036					
Date	August Mileage	Sept. Mileage	Description of Work Performed	Total Cost	Total this FY
			Total Monthly Cost:	\$0.00	\$0.00
2024 Polaris 1000 4x4 UTV Vin# 4XARSE99XR8453791					
Date	August Mileage	Sept. Mileage	Description of Work Performed	Total Cost	Total this FY
			Total Monthly Cost:	\$0.00	\$0.00
AMBU-BUS VIN# 1BAAKCSA7TF070743					
Date	August Mileage	Sept. Mileage	Description of Work Performed	Total Cost	Total this FY
	201,319	201,319			
			Total Monthly Cost:	\$0.00	\$0.00
Totals					
Parts Cost	July	\$3,507.44		Month Total	Grand Total FY
	August	\$55.64		\$1,488.45	\$2,279.70
	September	\$1,690.42			
	October		Allocated Funding	\$105,500.00	
	November		Total FY 2024-2025 Expenditures Incl Parts	\$7,533.20	
	December		Remaining Fund Balance	\$97,966.80	
	January		Percentage of Budget Exhausted	7%	
	February		Percentage of Budget Remaining	93%	
	March				
	April				
	May				
	June				
Total FY 25-26		\$5,253.50			



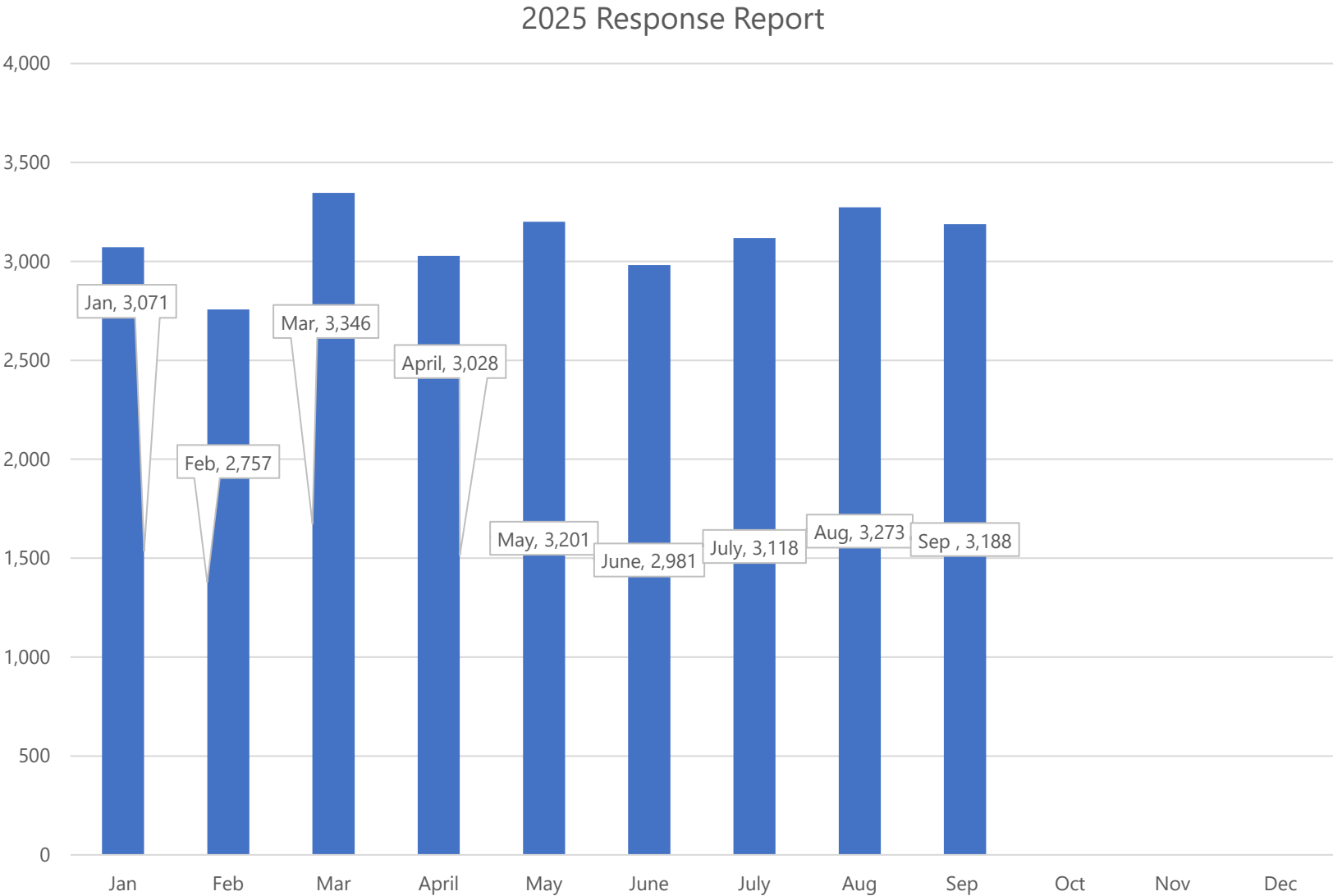
EMS Response Report for September 2025

A creative way to visually report EMS
Data.

2025 EMS Monthly Response Report

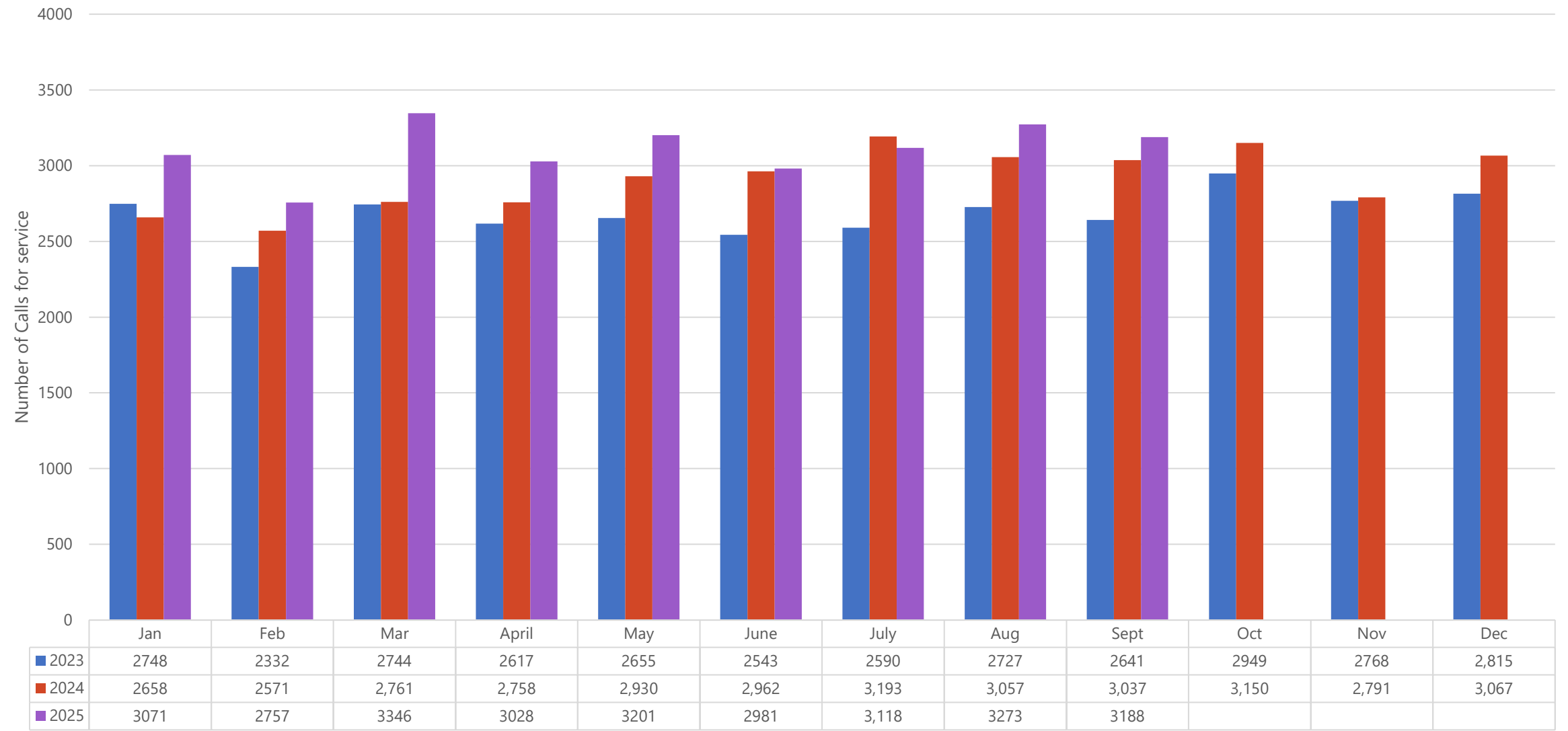
Total call volume by month:

- January 3071
- February 2757
- March 3346
- April 3028
- May 3201
- June 2981
- July 3118
- August 3273
- September 3188

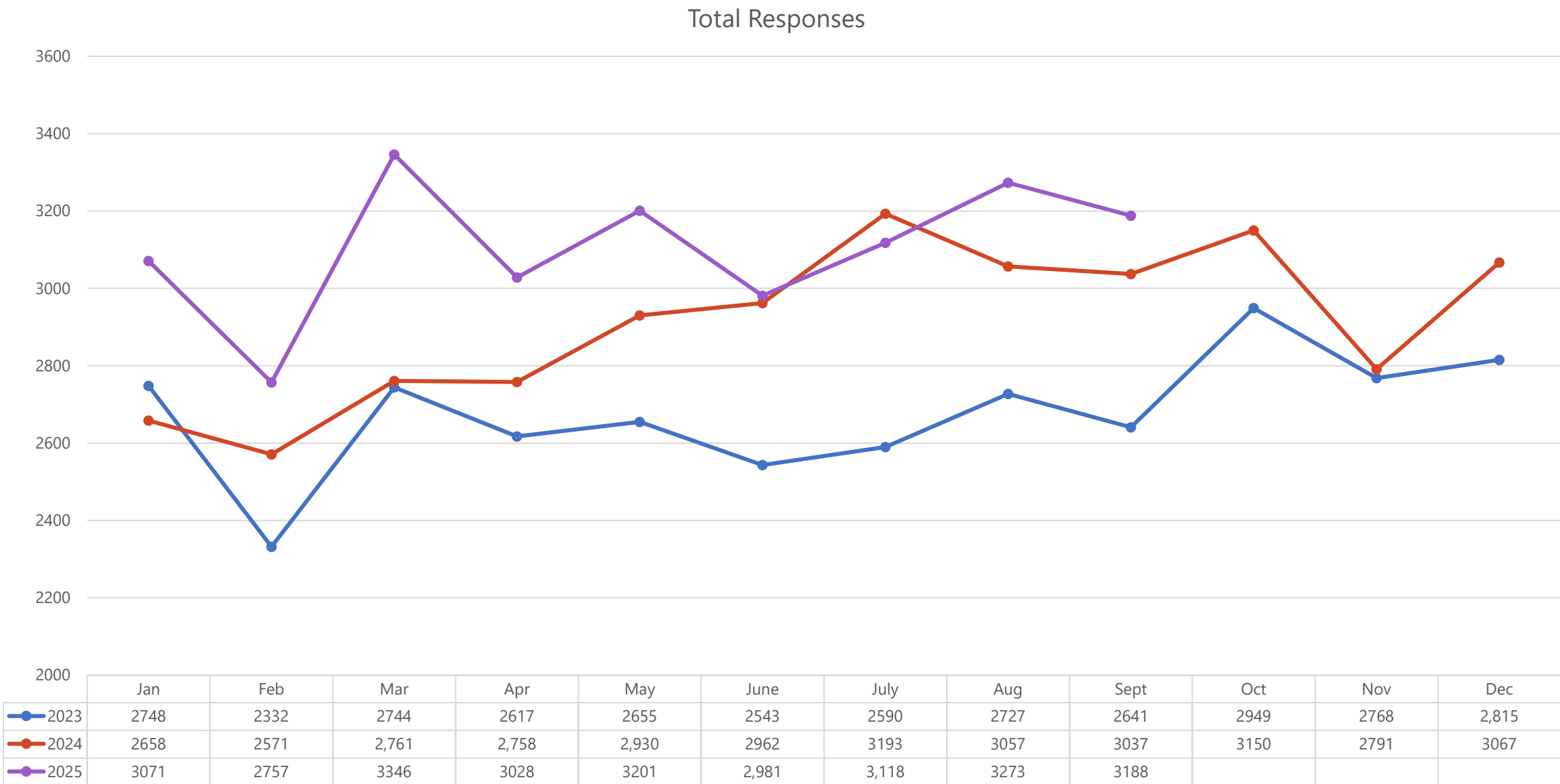


Historical Response Data

Yearly Responses



Total Responses for 2023, 2024 and 2025 Comparison



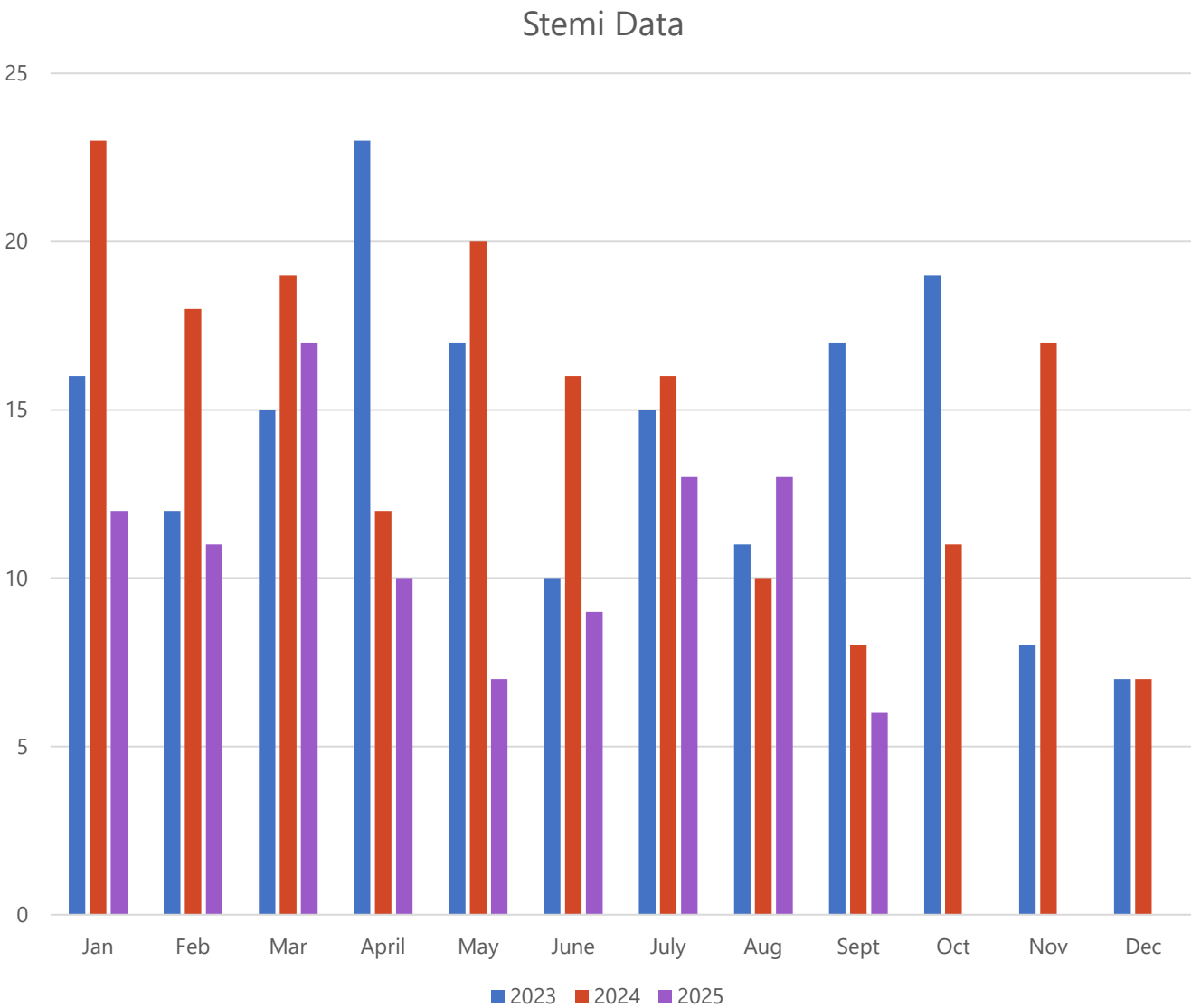
Clinical Reports



STEMI Report

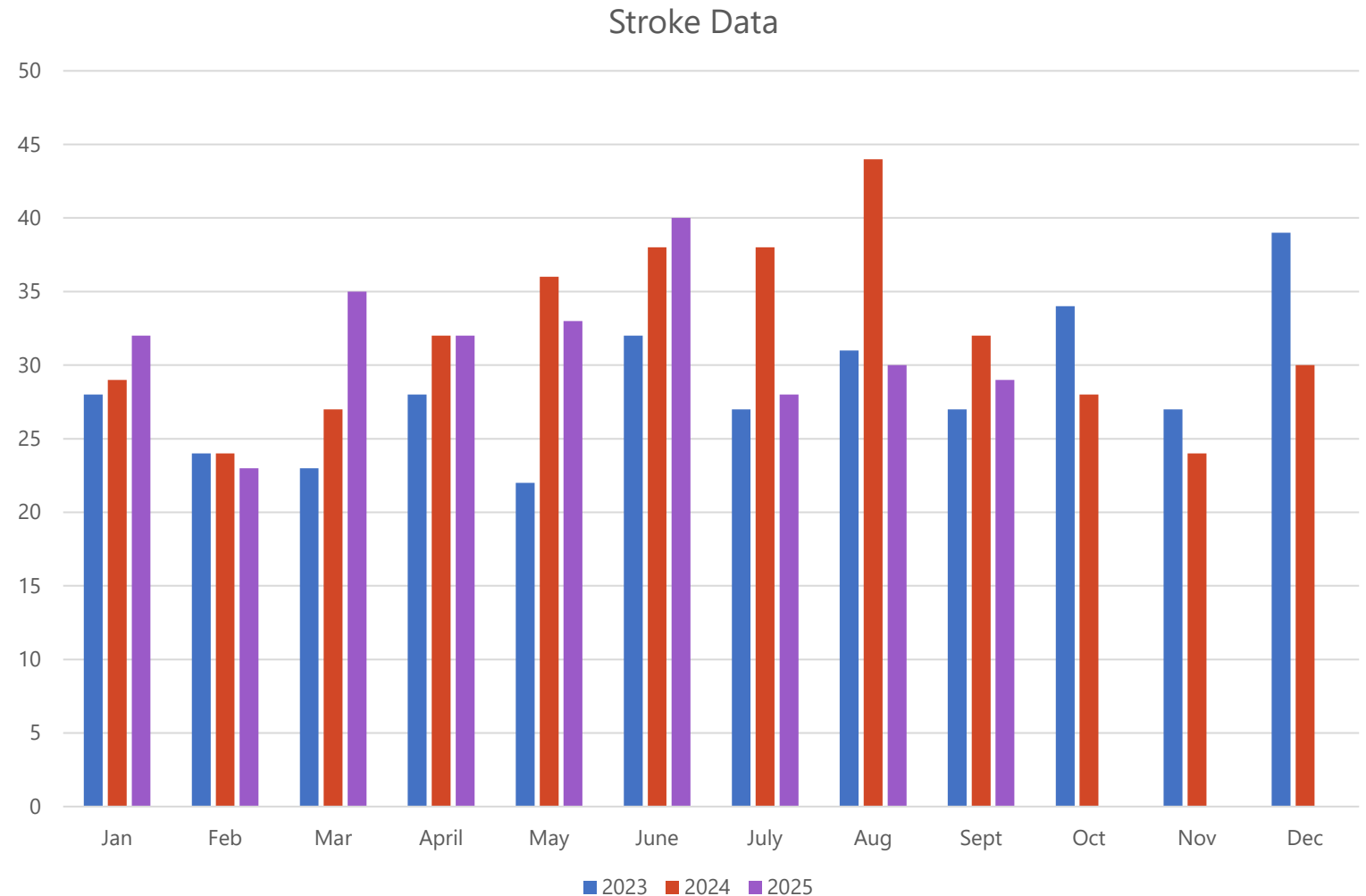
STEMI is defined as a **ST** segment **E**levation on our cardiac monitor.

Also known as a **M**yocardial **I**nfarction, or an active heart attack.



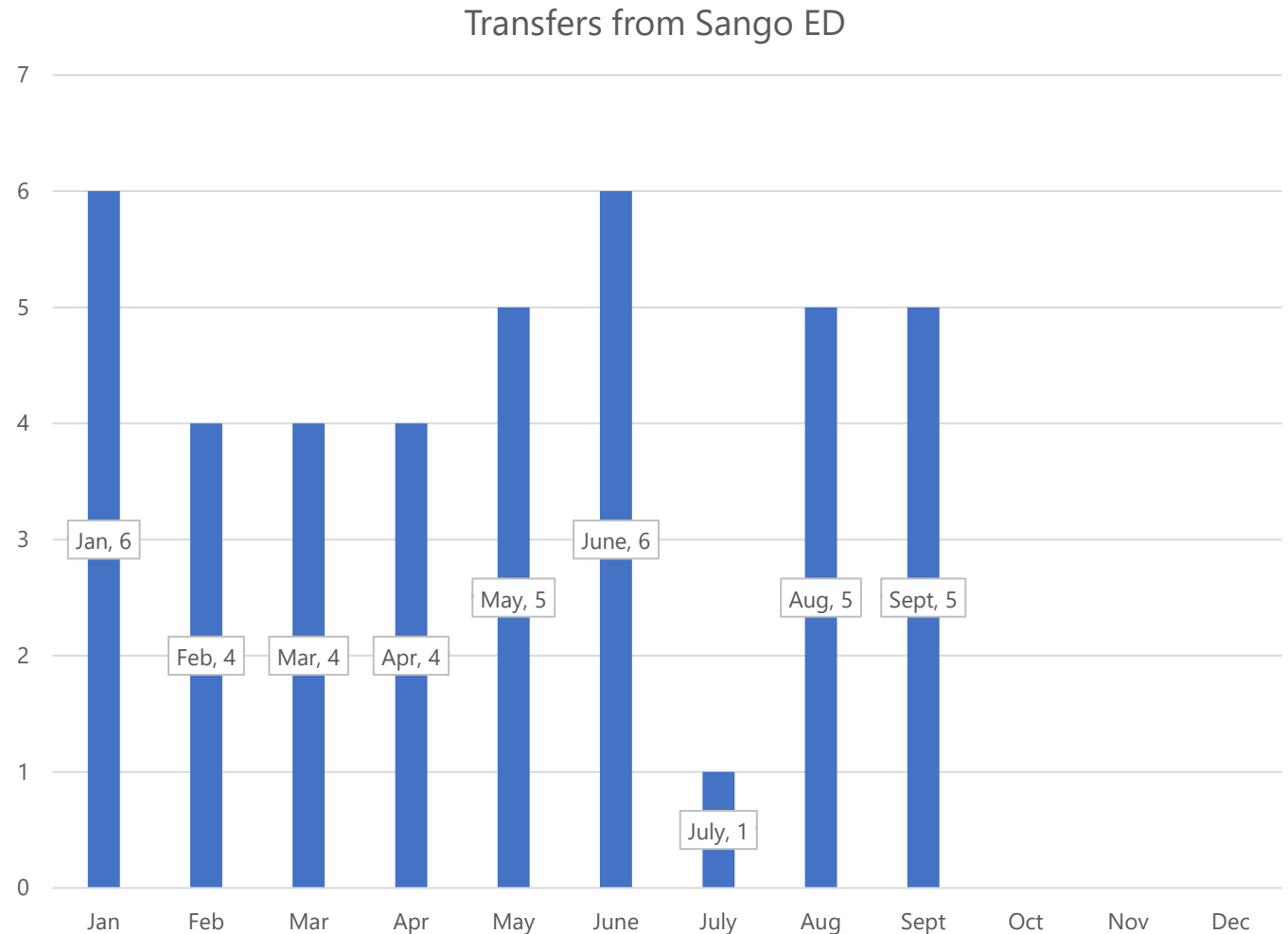
Clinical Reports Continued

- **Cerebral Vascular Accident**
- CVA is a Stroke: A Stroke is when a portion of the brain is not receiving blood flow.
- The majority of Strokes are caused by occlusions or blood clots in a similar mechanism as a heart attack.



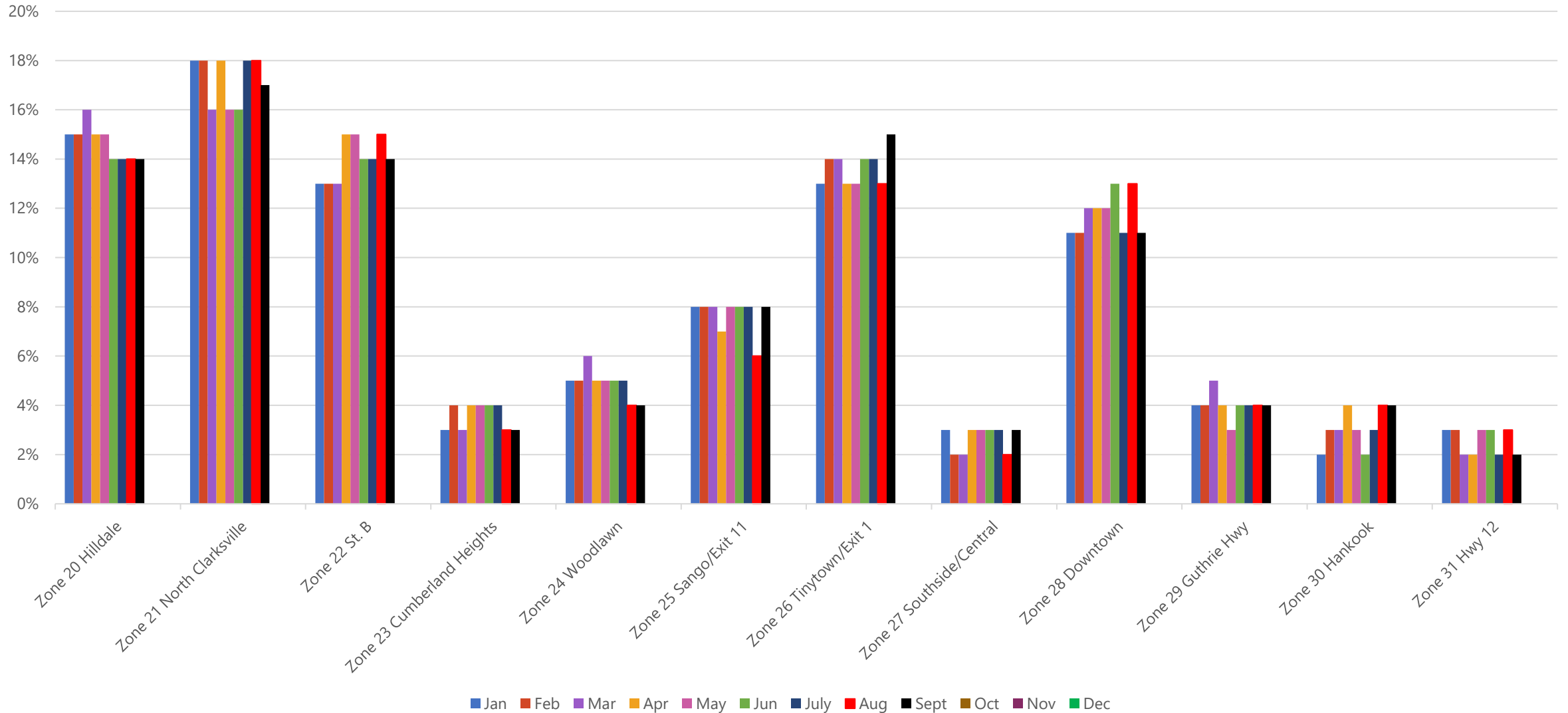
Transfers from Sango Emergency Department

- Transfers from Sango ED occur when no other resource is available, and the patient meets established clinical criteria for an immediate transfer to the main facility or a higher level of care at a Nashville facility.
- Examples:
 - Needing flight
 - STEMI
 - Emergent OB
 - Emergent Surgery

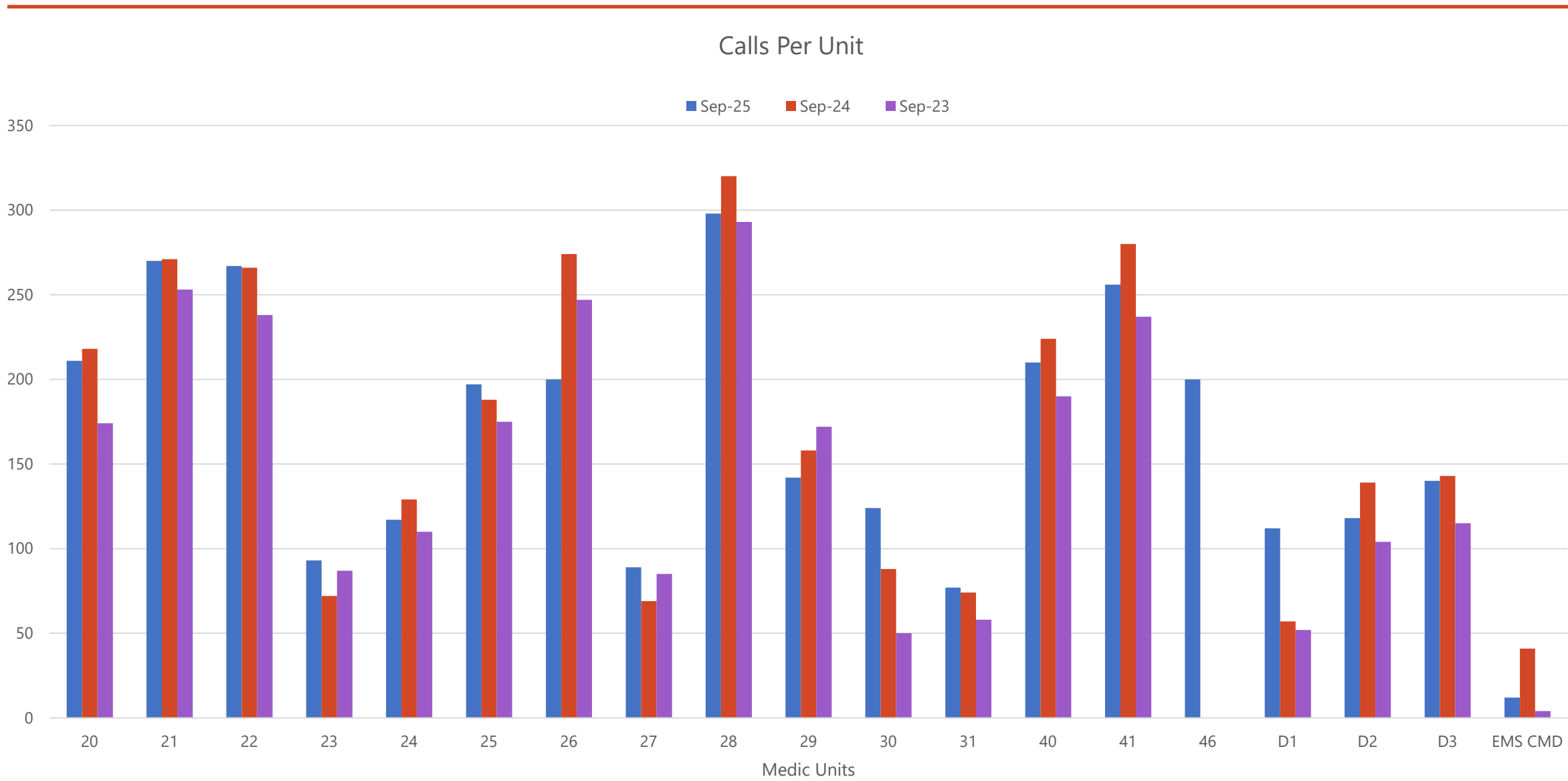


2025 Zone Responses

2025 Zone Response Percentages



Total Responses by Units



Other Monthly Statistics/Information

- 23 Coroner Cases worked for the month
- Participated in a show and tell event at Rossview Middle School
- Provided standby coverage at the APSU Farm for an event.
- Attended locution conference
- Met with RPC for EMS needs related to county/city growth
- Participated in Kirkwood High Homecoming Parade
- Provided standby coverage for Centerstone 5/10K
- Provided standby coverage for MCMS Cross Country Event
- Participated in a touch a truck event at First Baptist Clarksville
- Participated in career day at Cumberland Heights Elem.
- Hosted the new Northwest HSA class at Admin
- Attended the Clarksville Base Air Evac open house
- Met with John Patterson with the airport authority to discuss a future station
- Provided standby coverage for the CMCSS Bi-annual kickball tournament
- Submitted a state ambulance service grant application approx. 23K is awarded
- Provided standby coverage for 44 middle/high school football games
- Current Openings: 0



Montgomery County Emergency Medical Services Financial Report for the Month
of: September 2025

Total Charges		Total Collections					
	Total Amount Charged	Private Pay	Insurance	Medicaid	Medicare	Tennova	Total Collection By Month
Jul	\$1,341,162.39	\$48,917.82	\$232,079.57	\$75,088.13	\$281,258.40	\$0.00	\$637,343.92
Aug	\$1,270,527.67	\$38,161.97	\$232,142.18	\$209,896.92	\$294,186.63	\$10,632.80	\$785,020.50
Sep	\$1,341,200.95	\$33,196.21	\$216,385.18	\$71,029.82	\$261,636.57	\$3,042.88	\$585,290.66
Oct							\$0.00
Nov							\$0.00
Dec							\$0.00
Jan							\$0.00
Feb							\$0.00
Mar							\$0.00
Apr							\$0.00
May							\$0.00
Jun							\$0.00
Total	\$3,952,891.01	\$120,276.00	\$680,606.93	\$356,014.87	\$837,081.60	\$13,675.68	\$2,007,655.08

Credit Bureau		Contractual Writeoffs				
	Placements	Collections	Insurance	Medicaid	Medicare	Total
Jul	\$211,525.00	\$12,136.00	\$68,387.42	\$108,232.12	\$315,233.37	\$491,852.91
Aug	\$240,121.00	\$6,354.00	\$44,372.43	\$105,368.02	\$274,545.49	\$424,285.94
Sep	\$251,485.00	\$12,019.00	\$45,331.86	\$114,218.33	\$255,435.35	\$414,985.54
Oct						\$0.00
Nov						\$0.00
Dec						\$0.00
Jan						\$0.00
Feb						\$0.00
Mar						\$0.00
Apr						\$0.00
May						\$0.00
Jun						\$0.00
Total	\$703,131.00	\$30,509.00	\$158,091.71	\$327,818.47	\$845,214.21	\$1,331,124.39

Projected Collections **\$7,600,000.00**
YTD Collections **\$2,007,655.08**
Projection Remaining **\$5,592,344.92**
% of FY Exhausted **25.00%**

